

Topic: This is Me!

Phase: KS1

Strand: Portraits

What should I already know?

- The names of primary and secondary colours
- How to draw basic shapes
- The basic shape of a face with the facial features in generally the correct place.
- What they like or do not like about a painting.

At the end of the unit I will be able to:

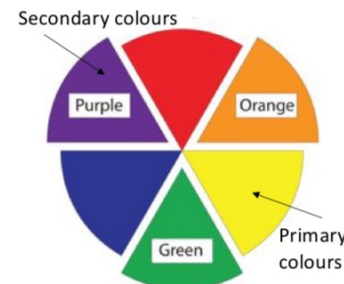
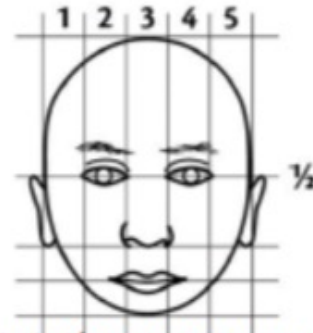
- Draw spaces between objects and create shapes
- Name, match and draw lines or marks from observation
- Use the correct pencil when drawing a specific object
- Draw freehand from direct observation
- Show control with the types of marks I make
- Draw on different surfaces with a range of media
- Investigate tone by drawing light/dark lines
- Hold a brush correctly when using different brush sizes and apply the correct amount of paint and clean brushes using clean water
- blend colours together
- Name the primary colours and mix to create secondary colours
- Experiment with tinting and shading
- Describe what I like and can see in the work of another artist
- Ask sensible questions about a piece of art and discuss how other artists have used colour, pattern and shape.

Important facts about drawing portraits

To draw a self-portrait you need a mirror.
Look at your face. What colour are your eyes?
What colour is your hair? Do you wear glasses?

These are things you will need to remember for your picture.

This is the correct way to draw a portrait.



Vocabulary

portrait	A portrait is a painting, photograph, sculpture, or other artistic representation of a person's face and its expression
self portrait	A portrait that an artist creates of themselves.
primary colours	A group of colours - red, yellow and blue.
secondary colours	Colours that can be made by missing together two primary colours - orange, green, purple
observation	When you look closely at something
tint	A tint is a shade of colour.
artist	A person who creates paintings or drawing.


Famous Artists.

Pablo Picasso 1881-1973

Pablo Picasso was a very famous artist who was born over 100 years ago in Spain. Although he was born in Spain, he spent most of his life in France. Picasso only became famous for his paintings towards the end of his life when his paintings were displayed in an exhibition at the Louvre in Paris when he was 90 years old. He is now one of the most famous artists in the world and his paintings now sell for over 1 million pounds!



What do you notice about Picasso's self portraits?




Andy Warhol 1928-1987

Andy Warhol is famous for exploring popular culture in his work. Popular culture is anything from Coca Cola to pop stars to the clothes people like to wear.

Warhol liked to use bright colours and screen printing to create lots of artworks that looked the same.

He liked to create portraits based on photographs of celebrities or royalty, like this image of Queen Elizabeth. His work was called Pop Art.



Portraits Quiz.

Use the Knowledge Organiser to find out the answers to these questions.

Question

Answer

1)	What do you need to help you draw a self-portrait?	
2)	Name the primary colours.	
3)	What is the name of a person who creates paintings or drawings?	
4)	Which famous artist was born in Spain?	
5)	Who did Andy Warhol like to create portraits of?	